
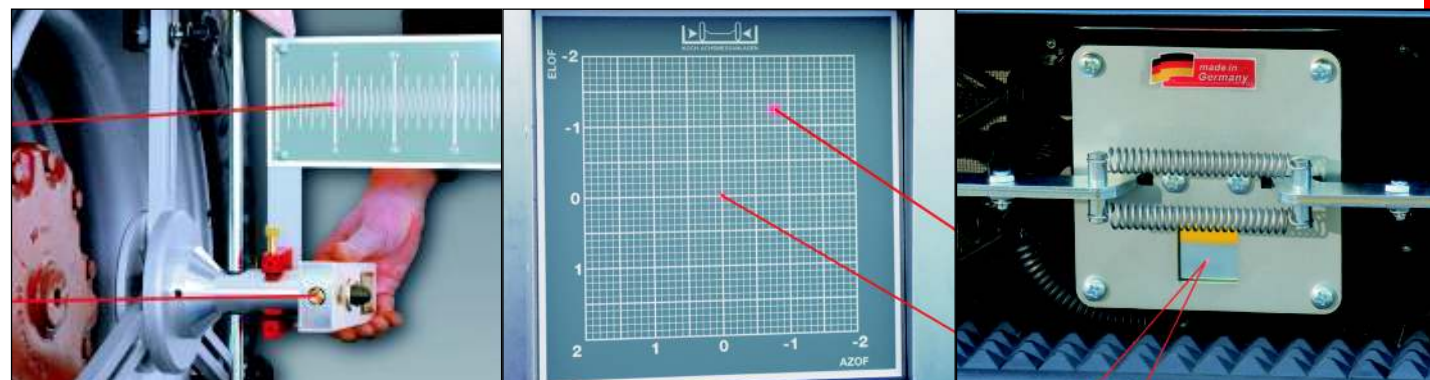


Accessories/Fixtures

LC-40, the ACC sensor alignment tool: The ACC radar sensor (Adaptive Cruise Control) assists the driver by automatically observing traffic, it is also used for distance measurements and managing the set speed. When there is not enough distance, the braking procedure is automatically initiated. An incorrectly adjusted radar sensor is a safety hazard!!! Your axial measurement device's laser measurement heads are positioned on the rear axle wheels for the purpose of correctly adjusting the radar sensor. By means of laser beams, the measurement traverse is aligned precisely to the geometric driving axles in front of the vehicle.

The measurement traverses laser module sends a laser beam to the ACC sensor's reference mirror face. By referencing the reflected laser beam, the misalignment of the sensor can be precisely described and the sensor can be appropriately adjusted on the spot.



KOCH-ACHSMESSANLAGEN INTERNATIONAL

Handelskontor A. Reichenbach

Chemnitzer Str. 23

D-09232 Hartmannsdorf/Germany

Telefon: +49 (0) 3722 / 59 17 90

FAX: +49 (0) 3722 / 59 17 92

E-Mail: ar@koch-achsmessanlagen.de

Internet: www.koch-achsmessanlagen.de



KOCH-WHEEL ALIGNMENT



KOCH-WHEEL ALIGNMENT


HD-30 EasyTouch

Universally usable for all vehicle types and ACC sensors



Advantage: LASER SYSTEM HD-30 EasyTouch

- Measures in driving position, **no lifting required**
- **Newly developed measurement heads** meaning quicker assembly on **aluminium and steel rims**
- **Notably suitable for vehicles with multi controlled axles**
- Electronic inclinometer for camber, castor and KPI with digital display and toe assistance program
- 360° revolvable measuring head with latest LASER technology
- Quick measurement of: **single-toe, camber, thrust angle, castor, turning radius, king-pin inclination angle, tangential deviation of the axles and centre position of steering gear**
- Wheel run-out compensation as required
- All front axle measurements can be done in 10 minutes incl. set-up time
- Measuring unit is independent and portable
- The good price-performance ratio guarantees a quick amortization



HD-30 easy touch unit contents:

- | | |
|-----------------------------------|----------------------------|
| 2 laser measurement heads | 2 rear axle scales |
| 1 magnet scale for frame check | 1 Electronic inclinometer |
| 2 drivable turning plates | 1 mobile equipment cabinet |
| 2 floor scales for turning radius | 1 CD measurement report |
| 1 toe scale | 1 instruction manual |

Option:

- | | |
|--------|---|
| ZDP | Additional turning plates for the measurement of second steering axle |
| AL-30 | Trailer measurement set |
| PKW-30 | Kit for passenger cars and vans |
| LC-40 | ACC adjustment unit |
| LM-30 | Magnet adapter for farming tractors and agriculture machinery |

Accessories/Fixtures

ZDP, the additional turntables: It is necessary with vehicles having multi controlled axles or independent suspension to implement an exact measurement and setting, so that the vehicle will be raised on the turning plates when driven.



PKW-30, the passenger car adapter set: It takes no longer than 3 minutes in total to refit the measurement heads from trucks to passenger cars and complete the measuring procedure. The simple and fast possibility to changeover makes the HD-30 easy touch so unique



AL-30, for measuring trucks and trailers: trucks and trailers are measured and adjusted from the axles to the measurement traverse AL-30 on the reference point – king pin or drawbar eye. This is done with HD-30 laser measurement heads.

